



This communication is for investment professionals only and should not be distributed or relied on by retail clients. It is only intended for use in jurisdictions where the relevant funds are authorised for distribution or where no such authorisation is required.

## Improving property portfolio performance through diversification

### Executive summary

- Property has long been considered a mainstream asset class for institutional investors. But for most, there has been a strong bias for property investments in their own country, with exposure to domestic markets of up to 100%.
- Many investors, often incorrectly, associate non-domestic property investments with higher risk than domestic ones. This often leads to investors choosing higher-risk strategies for their non-domestic investments, relative to domestic, or they avoid investing internationally as they cannot find the higher absolute core returns they are looking for.
- Non-domestic property investments can provide more choice with new sectors and strategies. They also provide an opportunity to take advantage of any mispricing in core, non-domestic markets.
- We argue that non-domestic property can provide an efficient way of achieving higher risk-adjusted returns through diversification.
- Investing in a direct, diversified, global or regional portfolio is only possible for the very largest investors. Hence, indirect investments are the entry route for most investors thinking about a diversified, non-domestic, core property allocation.
- Our upcoming white paper “Constructing a Global Real Estate Portfolio” will discuss in more detail the considerations that need to be made when building a regional or global portfolio.
- Tax, fees, currency and leverage are important considerations that play a role in deciding the appropriate non-domestic allocation.
- Although theory indicates that currency rates over time revert to the mean, currency fluctuations can have a significant impact on shorter-term performance. This could be a further reason for some euro-denominated investors to favour a diversified portfolio within the Eurozone rather than a global allocation.

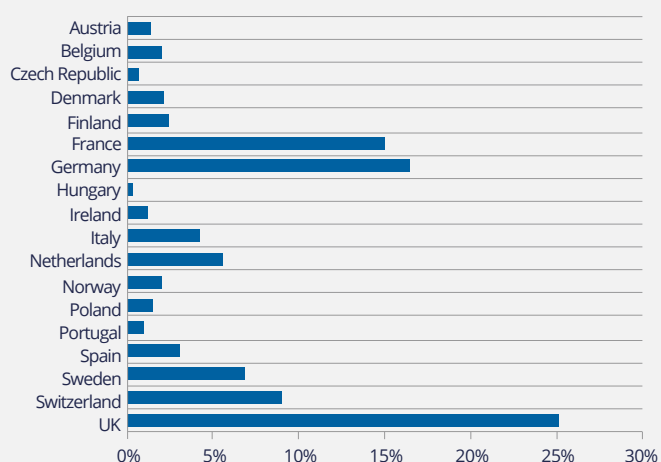
### Improving your property portfolio’s investment performance by including non-domestic property

Property has long been considered a mainstream asset class for institutional investors. But investors tend to have a strong home bias for property. The step from domestic to non-domestic property investment is not a trivial one and in some cases it may not be an appropriate solution. However, there are many potential benefits from creating a regional or global allocation, which we describe below. In this paper, we focus on non-domestic investments in Europe for European investors.

#### 1. More opportunities

For most investors, a step outside of their domestic property market rapidly expands the opportunity set (and improves diversification) as local markets typically represent only a fraction of the overall property universe. For a European investor, the investment universe could be expanded by four (for UK investors) to 50 times by allowing investments in other European countries. From a global perspective, the European market accounts for approximately 40% of the investible universe.

Chart 1: Estimated European property market sizes 2016 (% of total European market)



Source: MSCI, June 2017

## 2. Access to sector and strategy opportunities

Not all domestic property markets are alike. In some countries, for example, institutional investment in specific property sectors is possible, whereas in other countries it is not. The clearest example of this is the residential sector where a typical institutional portfolio may have from zero to over 50% in the sector, depending on the country. It is likely that residential has been the most sought after property sector in Europe in recent years. The low risk to income and the growth potential from rapid population growth in key European cities remain attractive. In addition, the sector can be an effective portfolio diversifier as the demand drivers are different than for most commercial property sectors. Historically, the correlation between European residential markets and the traditional commercial sectors has been lower than between the commercial sectors.

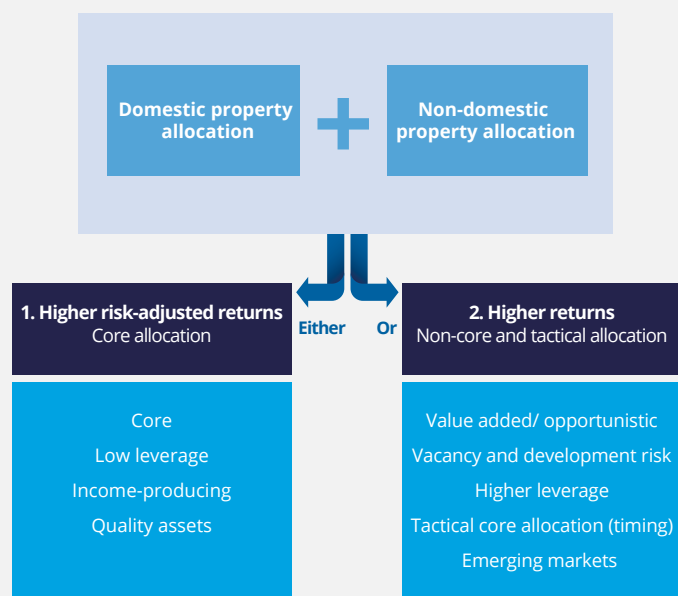
Another example of how countries differ is demonstrated by the current growth of the European logistics sector. Some countries are more important for European supply chains and others are more advanced when it comes to e-commerce and logistics demand. Emerging sectors like healthcare, senior housing and student accommodation are much more available in some countries than others. Such differences create different drivers and opportunities for various niche sectors across Europe.

## 3. Higher returns

There are two separate return objectives for those investors considering an investment outside their domestic market.

- a. Diversification and higher risk-adjusted returns (core-style allocation)
- or
- b. High absolute returns (value add/development, leveraged)

Chart 2: Allocation – what are you looking for from property?



Source: Aberdeen Standard Investments, May 2018

In the short term, experienced investors may think that their domestic property market offers poor value; this often starts the drive to look for opportunities outside of their home country. Implicit in this is the use of the domestic return as the hurdle rate for non-domestic investment. We believe that this demand for a risk premium has led to some of the disappointment that investors have experienced when investing elsewhere.

Over the long term, higher inflation-adjusted returns are only available by taking on more risk; investors who keep their domestic market return as a hurdle are typically pushed up the risk curve when they invest elsewhere. A higher gross return is required in order to deliver a return net of fees and taxes – and those higher gross returns mean taking on more risk.

But focusing on just the return side of the equation seems likely to deliver potentially unwelcome outcomes. We suggest looking at:

- both risk and return
- diversification of the property portfolio
- diversification of the multi-asset portfolio.

This paper mainly focuses on enhancing risk-adjusted returns, but we also believe a good investment process can lead to higher absolute returns. As markets are not synchronised, a bigger investment universe provides different opportunities throughout the cycle, which allow investors to take advantage of mis-pricing in core non-domestic markets. Understanding the market cycle and areas of strong, structural demand relative to market supply can provide low-risk opportunities for value-add or development activities.

## 4. Higher risk-adjusted returns

Investing globally gives rise to the potential for higher risk-adjusted returns within the property portfolio and at the multi-asset level. The theory is straightforward: the non-domestic, global property portfolio outweighs a domestic-only property portfolio in terms of return per unit of risk.

If the correlation between the domestic and non-domestic portfolio was 1, there would be little reason to hold the domestic portfolio at all since doing so would lower the return per unit of risk. Given that the correlation between the domestic portfolio and the non-domestic portfolio is not 1, then it makes sense to hold some exposure to the domestic portfolio – thus creating a home bias. In general, the bias is likely to be higher than just the market weight.

The example in Table 1 shows a set of assumptions for a (hypothetical) domestic portfolio and a pan-European property portfolio, and how they could be combined when looking to maximise risk-adjusted returns.

The table demonstrates the theory of far higher risk-adjusted returns for the combined portfolio than for the domestic only portfolio, but the reality can be quite different. In Section 3, we look at the impact of leverage, fees and tax.

Table 1: The theoretical impact of adding non-domestic property to a domestic portfolio

Correlation = 0.5	Domestic %	Pan-Europe %	Combined %
Return	6.9	6.9	6.9
Std. Dev.	12.3	8.3	8.1
Return/risk	0.56	0.83	0.85
Weight in combined	15.0	85.0	100.0

Source: Aberdeen Standard Investments, May 2018

Assumptions	
Return	Annual return of Pan-European IPD index
Std. Dev.	Forward looking view on market standard deviation. Domestic = weighted average of country assumptions.
Correlation	Average correlation between European All Property indices

## 2. Risk reduction and diversification within a property portfolio

The benefits of real estate as an asset class are well known among most investors: attractive risk-adjusted total returns, a high and stable income return, and diversification benefits when held in a portfolio with equities and bonds. While these features are valid for the overall market, they don't always hold true for individual assets or smaller portfolios. As asset-specific risks (location, sector, tenant, building etc) are high for individual properties, a relatively high number of assets are required in a portfolio in order to replicate the favourable characteristics of the overall market. In this section, we will briefly look at two objectives when deciding appropriate portfolio size.

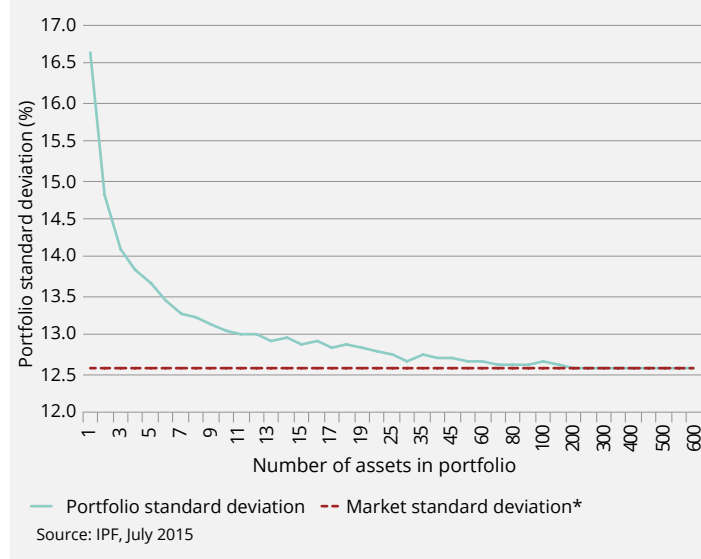
- a) **Risk reduction** – how many assets are required for portfolio volatility to approach market volatility
- b) **Diversification** – how many assets are required in a portfolio in order for property market returns to be reflected in a specific property portfolio

### a) Risk reduction

Based on analysis of the UK property market (see IPF, Individual Property Risk, July 2015), a portfolio of 100+ assets eliminates most asset-specific risks. The volatility of the overall portfolio (standard deviation of returns) converges with the market-level risk (Chart 3) and the asset-specific risk is virtually eliminated. But even a portfolio of just 20-30 assets can provide significant risk reduction. The number of assets required is dependent on lot sizes, the more unequal the lot sizes the higher the portfolio size required to reduce the risk. A low cross correlation of total returns between assets (given differences in location, sector, tenant type, lease structure) results in significant risk reduction.

An allocation across multiple regions (such as Europe or globally), rather than specific to a particular country, should lead to greater risk reduction benefits given lower cross asset correlations. This reflects the benefits of having a diversified portfolio across many countries with exposure to varying local economic conditions, interest rates cycles, and property lease structures (such as lease indexation, rental uplifts or lease lengths).

Chart 3: UK property: risk reduction and portfolio size

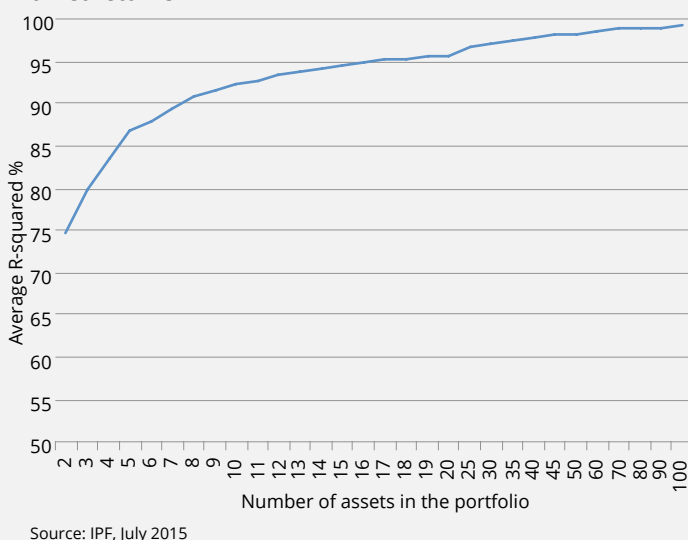


### b) Diversification

A larger portfolio also leads to diversification – this is the degree to which overall property market returns determine the returns of a specific property portfolio. The smaller the portfolio size, the greater the asset-specific risk that drives the return of the portfolio. Chart 4 shows the R<sup>2</sup> of portfolio returns with market returns as the portfolio size increases for the UK for the period from 2002 to 2013.

A portfolio of only 20 assets results in an R<sup>2</sup> of over 95%. A portfolio of 100 assets results in an R<sup>2</sup> of over 99%. As a pan-regional or global portfolio is structured to be spread across multiple countries, it is unlikely to track local property market indices in each case, though a high R<sup>2</sup> is still to be expected (over 90%).

Chart 4: UK property: R square of portfolio returns with market returns



### Allocation should deviate from benchmarks and deliver higher risk-adjusted returns

The result is an allocation that is different in structure to the property market universe in order to achieve portfolio outperformance. This can be achieved by combining the following aspects when constructing the property portfolio:

- **Strategic allocation:** long-term regional allocations should capture local investment risk and return leakage (i.e, taxes and fees)
- **Tactical allocation:** short-term opportunities take account of how local markets are priced
- **Investment themes and local market cycles:** bottom-up research on themes that shape strategic asset-level decisions, as well as awareness of the market cycle to aid tactical investment decisions.

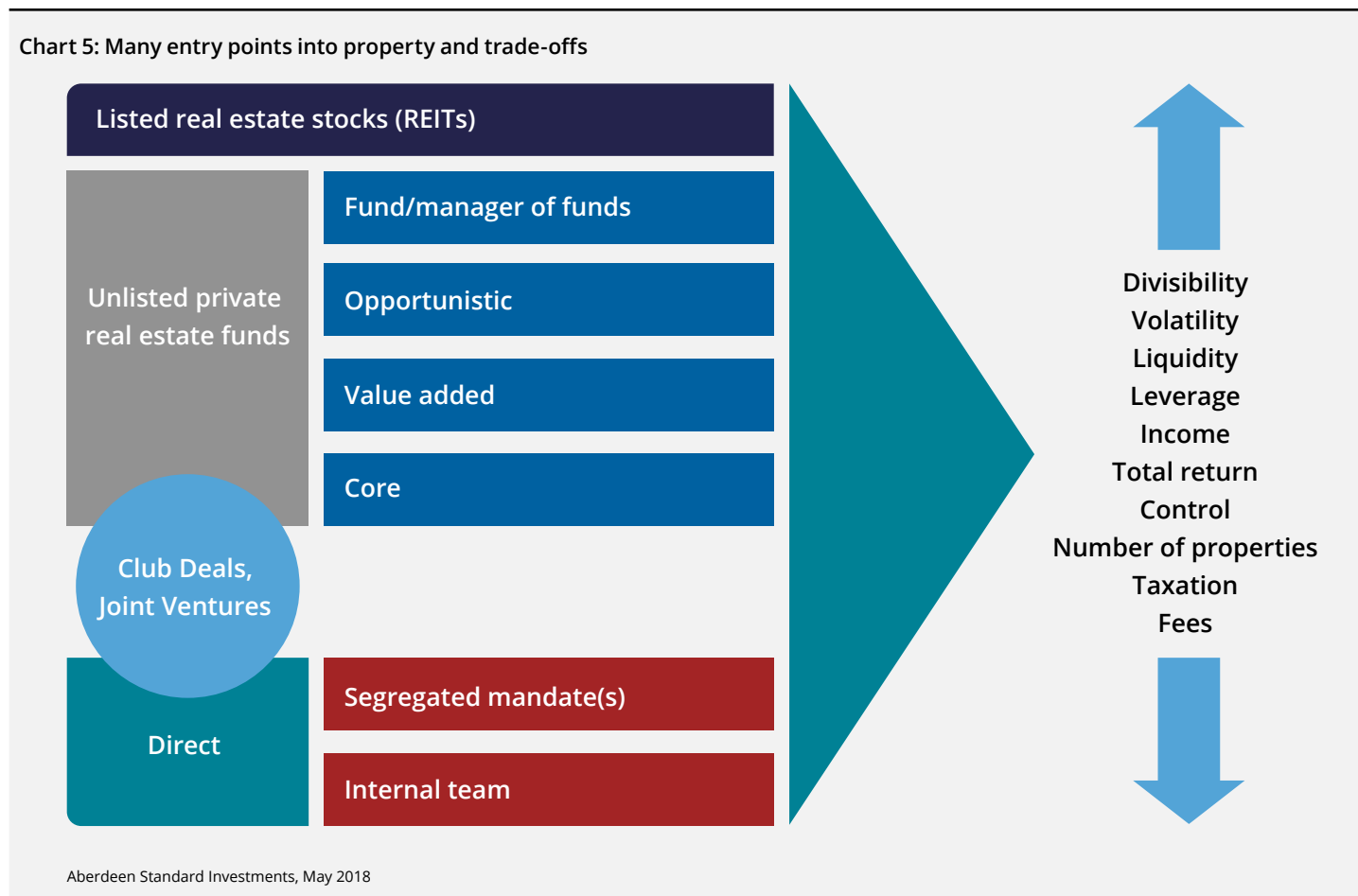
### 3. Access points to real estate

Investors need to consider how they intend to access property markets as this will determine whether an international or domestic solution makes the most sense, or if a blend of the two is more appropriate.

#### Entry points to property and trade-offs

As described in the section above, property portfolio performance

will be dependent on portfolio size. This has implications for how investors should gain exposure to different markets: whether they should invest directly into non-domestic properties or gain exposure to indirect property investments. Investment size is not the only variable that plays a role when thinking about non-domestic investments; there are a series of trade-offs between risk, returns and liquidity (Chart 5).



Assuming that an investor wishes to diversify risk across countries and property sectors, a global or regional portfolio using the direct investment route is restricted to all but the very largest investors given the volume of capital required.

Indirect property investments access properties through public or private unitised vehicles. Public vehicles include real estate investment trusts (REITs); private vehicles include unlisted property funds or funds of funds. REITs have a high, short-term correlation with the stock market, but the medium-term return tends to be correlated with the underlying property market. This reflects the high dividends REITs pay to investors and their focus on income-producing assets. Unlisted funds, or funds of funds, tend to behave more like the underlying property market, with a lower correlation to stocks when looking at performance. But investors should be aware that unlisted funds can trade at a discount or premium to net asset value (NAV) depending on the point of the cycle, the reporting period for valuations, fund leverage and evidence for pricing.

Our white paper “Constructing a Global Real Estate Portfolio” will discuss in more detail the considerations that need to be made when building a regional or global portfolio.

#### Be aware of leverage, taxes and fees

Not only do the characteristics of the underlying property markets determine the optimal non-domestic allocation, but the choice of how to enter these markets is not a trivial one. Four key factors

determine the extent to which an investor should have non-domestic property exposure.

#### 1. Taxation (and its impact on return)

Going global is likely to mean that the returns available to domestic investors are not always available to non-domestic investors. While vehicles can be structured to minimise the leakage from tax, it is not possible to completely eliminate this drag on return. This is important because as the return on the global portfolio falls, its relative attractiveness falls too.

#### 2 Fees (and their impact on return)

Accessing unlisted funds incurs a fee and this lowers the net return to the investor. Investing in a fund of funds will incur another set of fees for fund selection and management. That said, these costs are offset by the cost savings associated with not having to build an internal property investment team.

#### 3 Currencies (and their impact on risks or returns)

Currency risks increase volatility, which is more important for core-type investments than for higher-risk strategies. Currency risks can be hedged, to some extent, but that will come with a cost and they can significantly reduce returns. For low-risk investors with the euro as their home currency, this may suggest that investing in other markets denominated in euros is preferable to a global allocation in other currencies and the associated risks.

Table 2 shows the same analysis as Table 1, but we adjust for slightly higher fees/costs for managing a European portfolio relative to a domestic one. We also include a tax leakage that reduces returns for the non-domestic portfolio by 0.8 percentage points per annum. Note that different fee levels and tax leakages vary significantly between investors, markets and legislations, and must be investigated on a case-by-case basis.

**Table 2: A practical example of adding non-domestic property to a domestic portfolio**

Correlation = 0.5	Domestic %	Pan-Europe %	Combined %
Gross return	6.9	6.9	6.9
- Management fee/cost	0.5	0.6	0.6
- Tax leakage	0.0	0.8	0.6
= Net return	6.4	5.5	5.7
Std. Dev.	12.3	8.3	8.2
Return/risk	0.52	0.66	0.70
Weight in combined	24.0	76.0	100.0

Source: Aberdeen Standard Investments, May 2018

#### 4. Leverage (and its impact on risk)

Property investment vehicles may use leverage to some extent, but it tends to increase risk faster than it increases returns. Once leverage is added, the relative attractiveness of a core non-domestic portfolio tends to diminish as risk-adjusted returns are likely to fall.

**Table 3: A practical example where the domestic portfolio is unleveraged while the European has 50% leverage**

Correlation = 0.5	Domestic %	Pan-Europe %	Combined %
Gross return	6.9	9.1	7.7
- Management fee/cost	0.5	0.6	0.5
- Tax leakage	0.0	0.8	0.3
= Net return	6.4	7.7	6.8
Std. Dev.	12.3	16.6	12.0
Return/risk	0.52	0.46	0.57
Weight in combined	66.0	34.0	100.0

Source: Aberdeen Standard Investments, May 2018

## Conclusion

**Taxes, fees, currencies and market knowledge make it more challenging for property investors to invest abroad. Despite the hurdles, there is a clear advantage for most investors to explore these opportunities as they can improve portfolio performance by increasing absolute returns and/or risk-adjusted returns.**

In this paper, we use a theoretical example with realistic assumptions to show what proportion of a property portfolio should be allocated to non-domestic property, if maximising the risk-adjusted return is the goal.

The non-domestic allocation varies from 85% (if no differences in taxes and fees are assumed), to 76% (when adjusting for fees and taxes), and to 34% (if we assume the non-domestic portfolio uses 50% leverage and the domestic allocation is unleveraged).

## Important information

### **Aberdeen Standard Investments is a brand of the investment businesses of Aberdeen Asset Management and Standard Life Investments.**

The value of an investment is not guaranteed and can go down as well as up. An investor may get back less than they invested. Past performance is not a guide to the future. Views expressed constitute our best judgement as of the date indicated and may be superseded by subsequent market events or other reasons. This material is for informational purposes only and does not constitute an offer to sell, or solicitation of an offer to purchase any security, nor does it constitute investment advice or an endorsement with respect to any investment vehicle.

Investments in property may carry additional risk of loss due to the nature and volatility of the underlying investments. Real estate investments are relatively illiquid and the ability to vary investments in response to changes in economic and other conditions is limited. Property values can be affected by a number of factors including, inter alia, economic climate, property market conditions, interest rates, and regulation.

Any data contained herein which is attributed to a third party ("Third Party Data") is the property of (a) third party supplier(s) (the "Owner") and is licensed for use by Standard Life Aberdeen\*. Third Party Data may not be copied or distributed. Third Party Data is provided "as is" and is not warranted to be accurate, complete or timely. To the extent permitted by applicable law, none of the Owner, Standard Life Aberdeen\* or any other third party (including any third party involved in providing and/ or compiling Third Party Data) shall have any liability for Third Party Data or for any use made of Third Party Data. Neither the Owner nor any other third party sponsors, endorses or promotes the fund or product to which Third Party Data relates. \*Standard Life Aberdeen means the relevant member of the Standard Life Aberdeen group, being Standard Life Aberdeen plc together with its subsidiaries, subsidiary undertakings and associated companies (whether direct or indirect) from time to time.

### **This document is available for distribution by the following Aberdeen Asset Management affiliates in the relevant countries.**

In the United States, Aberdeen Standard Investments™ is the marketing name for the following affiliated, registered investment advisers: Aberdeen Asset Management Inc., Aberdeen Asset Managers Ltd, Aberdeen Asset Management Ltd, Aberdeen Asset Management Asia Ltd and Aberdeen Capital Management, LLC.

Aberdeen Standard Investments™ is the marketing name in Canada for the following affiliated registered entities: Aberdeen Asset Management Inc., Aberdeen Fund Distributors, LLC, and Aberdeen Asset Management Canada Limited. Aberdeen Asset Management Inc. is registered as a Portfolio Manager in the Canadian provinces of Ontario, New Brunswick, and Nova Scotia and as an Investment Fund Manager in the provinces of Ontario, Quebec, and Newfoundland and Labrador. Aberdeen Asset Management Canada Limited is registered as a Portfolio Manager in the province of Ontario. Aberdeen Fund Distributors, LLC, operates as an Exempt Market Dealer in all provinces and territories of Canada.

Aberdeen Standard Investments™ is the marketing name in Brazil for Aberdeen Asset Management Inc. and Aberdeen do Brasil Gestão de Recursos Ltda. Aberdeen do Brasil Gestão de Recursos Ltda. is an entity duly registered with CVM as an investment manager.

United Kingdom, Norway, South Africa and EU Countries by Aberdeen Asset Managers Limited. Authorised and regulated by the Financial Conduct Authority in the United Kingdom. Registered Office: 10 Queen's Terrace, Aberdeen AB10 1YG. Registered in Scotland No. 108419.

Switzerland by Aberdeen Asset Managers Switzerland AG (AAMS). Registered in Switzerland No. CH-020.3.033.962-7. Registered Office: Schweizergasse 14, 8001 Zurich. Authorised by the Swiss Financial Market Supervisory Authority (FINMA).

Aberdeen Asset Managers Limited (AAML) holds a Category I financial services provider (FSP) licence in terms of the Financial Advisory and Intermediary Services Act, 2002, (FAIS) under licence 43675 and also holds professional Indemnity Insurance. The FSP licence entitles AAML to provide "intermediary services" (as defined in FAIS) to South African clients in relation to shares; money market instruments; debentures and securitised debt; warrants, certificates and other instruments; derivative instruments; participatory interests in Collective Investment Schemes; foreign currency denominated investment instruments; long-term deposits; and short-term deposits.

Abu Dhabi Global Market ("ADGM") by Aberdeen Asset Middle East Limited. Regulated by the ADGM Financial Services Regulatory Authority. Aberdeen Asset Middle East Limited, Al Sila Tower, 24th Floor, Abu Dhabi Global Market Square, Al Maryah Island, PO Box 5100737, Abu Dhabi, United Arab Emirates.

Singapore by Aberdeen Asset Management Asia Limited, Registration Number 199105448E.

Hong Kong by Aberdeen International Fund Managers Limited. This document has not been reviewed by the Securities and Futures Commission.

The People's Republic of China ("PRC") by Aberdeen Asset Management (Shanghai) Co., Ltd in the PRC only.

Australia and New Zealand by Aberdeen Asset Management Limited ABN 59 002 123 364, AFSL No. 240263. In New Zealand to wholesale investors only as defined in the Financial Markets Conduct Act 2013 (New Zealand).

Malaysia by Aberdeen Asset Management Sdn Bhd, Company Number: 690313-D and Aberdeen Islamic Asset Management Sdn Bhd, Company Number: 827342-W.

Thailand by Aberdeen Asset Management Company Limited.

Japan by Aberdeen Standard Investments (Japan) Limited.

Taiwan by Aberdeen International Securities Investment Consulting Company Ltd (101Jin-Guan-Tou-Gu-Xin-Zi-Di No.33), which is operated independently, 8F, No.101, Songren Rd., Taipei City, Taiwan, Republic of China Tel: +886 2 87224500.

**This document is available for distribution by the following Standard Life Investments companies.**

Standard Life Investments Limited is registered in Scotland (SC123321) at 1 George Street, Edinburgh EH2 2LL. Standard Life Investments Limited is authorised and regulated in the UK by the Financial Conduct Authority.

Standard Life Investments (Hong Kong) Limited is licensed with and regulated by the Securities and Futures Commission in Hong Kong and is a wholly-owned subsidiary of Standard Life Investments Limited.

Standard Life Investments Limited (ABN 36 142 665 227) is incorporated in Scotland (No. SC123321) and is exempt from the requirement to hold an Australian financial services licence under paragraph 911A(2)(l) of the Corporations Act 2001 (Cth) (the 'Act') in respect of the provision of financial services as defined in Schedule A of the relief instrument no.10/0264 dated 9 April 2010 issued to Standard Life Investments Limited by the Australian Securities and Investments Commission. These financial services are provided only to wholesale clients as defined in subsection 761G(7) of the Act. Standard Life Investments Limited is authorised and regulated in the United Kingdom by the Financial Conduct Authority under the laws of the United Kingdom, which differ from Australian laws.

Standard Life Investments Limited, a company registered in Ireland (904256) 90 St Stephen's Green Dublin 2, is authorised and regulated in the UK by the Financial Conduct Authority.

Standard Life Investments (USA) Limited is registered as an Exempt Market Dealer with the Ontario Securities Commission and as an Investment Adviser with the US Securities and Exchange Commission. Standard Life Investments (Corporate Funds) Limited is registered as an Investment Adviser with the US Securities and Exchange Commission.

Standard Life Investments (Singapore) Pte. Ltd is regulated by the Monetary Authority of Singapore and licensed under the Securities and Futures Act (License No.: CMS100581-1), and is a wholly-owned subsidiary of Standard Life Investments Limited.

**Visit us online**  
[aberdeenstandard.com](http://aberdeenstandard.com)